


ASSEMBLY INSTRUCTIONS



**Raised garden bed –
STANDARD line**



**Raised garden bed –
KINGSIZE line**



**Raised garden bed –
HALFSIZE line**



**Raised garden bed –
HOBBY line**

ALUMINIUM RAISED GARDEN BEDS



It is **essential** to read these instructions **before** assembly.

Table of contents

CONTENTS	PAGE
General information	3
Read and store the assembly instructions	3
Intended use	3
Key	3
Safety	4
Notice	4
General safety instructions	4-5
Before assembly	6
Check product and delivery contents	6
Installation site	6-7
Assembly	7
Risk of injury	7
Risk of damage	7
Assembly steps	7
Cleaning and maintenance	8
Delivery contents	
Parts lists for the STANDARD LINE raised garden bed	9 - 11
Parts lists for the KINGSIZE LINE raised garden bed	12 - 23
Parts lists for the HALFSIZE LINE raised garden bed	24 - 28
Parts lists for the HOBBY LINE raised garden bed	29 - 34
Assembling the raised garden bed	35 - 38
Assembling the screw protector (available as an accessory)	39
Assembling the ground anchor (available as an accessory)	39
Disposal	39

General information

Read and store the assembly instructions



These assembly instructions are for aluminium raised garden beds from the GFP range (hereinafter only referred to as “product“). The instructions contain important information on assembly and handling.

Read the installation instructions carefully, in particular the safety instructions, before installing and using the product. Failure to comply with these assembly instructions may result in serious injury or damage to the product. The assembly instructions are based on the standards and rules applicable in the European Union. In other countries, the country-specific guidelines and laws must also be observed. Please keep the assembly instructions for further use. If you pass the product on to a third party, be sure to include these assembly instructions.

Intended use

The product is designed exclusively for cultivating plants and laying out raised beds. It is only intended for private use and not for commercial use. Only use the product as described in this manual. Any other use is considered as not intended and may result in damage to material or even in injury to persons. The product is not a children’s toy. The manufacturer or distributor accepts no liability for damage caused by improper use or by using the equipment in a way that differs from its intended use.

Contact the Seller in case of missing parts:

The manufacturer / importer is GFP Handels GesmbH, Passauerstr. 24, A-4070 Eferding, Austria (hereinafter also referred to as “the manufacturer“, “we“ or “us“).

If you have any questions about the assembly or the product itself, please contact the supplier through whom you purchased your product.

Symbols used in these instructions

The following symbols are used in these assembly instructions, on the product or on the packaging.



This symbol provides you with useful additional information for assembly or use.

Safety

Notice

The following symbols and signal words are used in these assembly instructions.



This symbol/word indicates a hazard with a medium level of risk, which, if not avoided, could result in death or serious injury.



This symbol/word indicates a hazard with a low risk level which, if not avoided, can result in minor or moderate injury.



This signal word warns against potential damages to property.

Safety instructions



Danger of suffocation!

Children can swallow and suffocate the small parts included in the delivery (e.g. screws). When playing, children can pull the packaging film over their heads or get caught in it and suffocate.

– Do not allow children to play with the packaging film and small parts in the packaging.



Risk of injury

Improper handling of the product may lead to injuries

– Keep the product away from open fire and hot surfaces (e.g. barbecue grills). Do not light fires near the product.

Place the product in such a way that it does not pose a tripping hazard. Some metal parts have sharp edges that can lead to cuts. Therefore, it is recommended to remove the sharp edges with a file as a precautionary measure.

Assembly should be carried out by 1–2 people.

Wearing protective gloves during assembly is recommended.

Before assembly

Check product and delivery contents

Note

Risk of damage!

The product can be damaged if you are not careful when opening the packaging with a sharp knife or another pointed object.

- Be very careful when opening.
 1. Take the individual parts of the product out of the packaging.
 2. Check whether the delivery is complete (see pages 2 and 3).
 3. Check whether the individual parts of the product are damaged. If this is the case, do not assemble or use the product.



Ensure that the wall panels are back-to-front.

In case of scratches or minor damage, please assemble the wall panel so that it faces inwards. When the product is filled, these minor flaws are end capped and are therefore no longer visible.

The installation location

NOTE

Risk of damage!

An unsuitable installation site may lead to damage to the product.

- Place the product on a level and stable surface, ideally on garden soil.
- Pay attention to the stability of the product: it must not move when pressure is applied.



- To ensure optimum sunlight, the product should ideally be set up north-south.
- We recommend that you use edging or concrete stones under the corners to prevent the product from settling unevenly. Align them so that the product is level.

Assembly



Risk of injury!

Improper handling of the product may lead to injuries.

The product includes many plug connections. Please be careful to avoid bruising your hands.

NOTE

Risk of damage!

Improper handling of the product may result in damage.

- Install the product carefully and on a level surface.
- Assemble the product with care and follow the assembly instructions.

Assembly steps

Assemble the product using the following instructions and diagrams.

- 1. Mount the plastic fasteners on the wall panels**
- 2. Mount the connecting clamps on the corner posts**
- 3. Connect the wall panels and corner posts**
- 4. Snap in the handrails**
- 5. Screw on the connecting clamps and snap in the end caps**

Cleaning and maintenance

NOTE

Risk of damage!

Improper handling of the product may result in damage to the product.

– Avoid any aggressive cleaning agents, brushes with metal or nylon bristles, or any sharp or metallic cleaning objects such as knives, hard scrapers and the like. These can damage the surfaces.

Cleaning

The product is made of weather-resistant materials.

- Use a damp cloth to remove dirt and marks.
- In case of heavy soiling, spray the product with a garden hose.

Parts list for the 119 x 99 cm raised garden bed "CHRISTINA"



Figure	PART. NO.	DESIGNATION	LENGTH	QTY.
	GFP01-1132	Hollow chamber wall panel	1132 mm	12
	GFP01-0932	Hollow chamber wall panel	932 mm	12
	GFP004-1132	Handrail	1132 mm	2
	GFP004-0932	Handrail	932 mm	2
	GFP002-0742	Corner stand, 90 degrees	742 mm	4
	FG01	Plastic fasteners		48
	FG07	Connecting clamp, 90 degrees		8
	FG04	End cap for handrail, 90 degrees		4
	TS 4.2x16	Tapping screws 4.2x16 mm		152

Parts list for the 119 x 119 cm raised garden bed "CHRISTINA"



Figure	PART. NO.	DESIGNATION	LENGTH	QTY.
	GFP01-1132	Hollow chamber wall panel	1132 mm	24
	GFP004-1132	Handrail	1132 mm	4
	GFP002-0742	Corner stand, 90 degrees	742 mm	4
	FG01	Plastic fasteners		48
	FG07	Connecting clamp, 90 degrees		8
	FG04	End cap for handrail, 90 degrees		4
	TS 4.2x16	Tapping screws 4.2x16 mm		152

Parts list for the 150 x 77 cm raised garden bed "CHRISTINA"



Figure	PART. NO.	DESIGNATION	LENGTH	QTY.
	GFP01-1445	Hollow chamber wall panel	1445 mm	12
	GFP01-0707	Hollow chamber wall panel	707 mm	12
	GFP004-1445	Handrail	1445 mm	2
	GFP004-0707	Handrail	707 mm	2
	GFP002-0742	Corner stand, 90 degrees	742 mm	4
	FG01	Plastic fasteners		48
	FG07	Connecting clamp, 90 degrees		8
	FG04	End cap for handrail, 90 degrees		4
	TS 4.2x16	Tapping screws 4.2x16 mm		152

Parts list for the 150 x 99 cm raised garden bed "CHRISTINA"



Figure	PART. NO.	DESIGNATION	LENGTH	QTY.
	GFP01-1445	Hollow chamber wall panel	1445 mm	12
	GFP01-0932	Hollow chamber wall panel	932 mm	12
	GFP004-1445	Handrail	1445 mm	2
	GFP004-0932	Handrail	932 mm	2
	GFP002-0742	Corner stand, 90 degrees	742 mm	4
	FG01	Plastic fasteners		48
	FG07	Connecting clamp, 90 degrees		8
	FG04	End cap for handrail, 90 degrees		4
	TS 4.2x16	Tapping screws 4.2x16 mm		152

Parts list for the 150 x 119 cm raised garden bed "CHRISTINA"



Figure	PART. NO.	DESIGNATION	LENGTH	QTY.
	GFP01-1445	Hollow chamber wall panel	1445 mm	12
	GFP01-1132	Hollow chamber wall panel	1132 mm	12
	GFP004-1445	Handrail	1445 mm	2
	GFP004-1132	Handrail	1132 mm	2
	GFP002-0742	Corner stand, 90 degrees	742 mm	4
	FG01	Plastic fasteners		48
	FG07	Connecting clamp, 90 degrees		8
	FG04	End cap for handrail, 90 degrees		4
	TS 4.2x16	Tapping screws 4.2x16 mm		152

Parts list for the 195 x 77 cm raised garden bed "CHRISTINA"



Figure	PART. NO.	DESIGNATION	LENGTH	QTY.
	GFP01-1895	Hollow chamber wall panel	1895 mm	12
	GFP01-0707	Hollow chamber wall panel	707 mm	12
	GFP004-1895	Handrail	1895 mm	2
	GFP004-0707	Handrail	707 mm	2
	GFP002-0742	Corner stand, 90 degrees	742 mm	4
	FG01	Plastic fasteners		48
	FG07	Connecting clamp, 90 degrees		8
	FG04	End cap for handrail, 90 degrees		4
	TS 4.2x16	Tapping screws 4.2x16 mm		152

Parts list for the 195 x 99 cm raised garden bed "CHRISTINA"



Figure	PART. NO.	DESIGNATION	LENGTH	QTY.
	GFP01-1895	Hollow chamber wall panel	1895 mm	12
	GFP01-0932	Hollow chamber wall panel	932 mm	12
	GFP004-1895	Handrail	1895 mm	2
	GFP004-0932	Handrail	932 mm	2
	GFP002-0742	Corner stand, 90 degrees	742 mm	4
	FG01	Plastic fasteners		48
	FG07	Connecting clamp, 90 degrees		8
	FG04	End cap for handrail, 90 degrees		4
	TS 4.2x16	Tapping screws 4.2x16 mm		152

Parts list for the 195 x 119 cm raised garden bed "CHRISTINA"



Figure	PART. NO.	DESIGNATION	LENGTH	QTY.
	GFP01-1895	Hollow chamber wall panel	1895 mm	12
	GFP01-1132	Hollow chamber wall panel	1132 mm	12
	GFP004-1895	Handrail	1895 mm	2
	GFP004-1132	Handrail	1132 mm	2
	GFP002-0742	Corner stand, 90 degrees	742 mm	4
	FG01	Plastic fasteners		48
	FG07	Connecting clamp, 90 degrees		8
	FG04	End cap for handrail, 90 degrees		4
	TS 4.2x16	Tapping screws 4.2x16 mm		152

Parts list for the 195 x 150 cm raised garden bed "CHRISTINA"



Figure	PART. NO.	DESIGNATION	LENGTH	QTY.
	GFP01-1895	Hollow chamber wall panel	1895 mm	12
	GFP01-1445	Hollow chamber wall panel	1445 mm	12
	GFP004-1895	Handrail	1895 mm	2
	GFP004-1445	Handrail	1445 mm	2
	GFP002-0742	Corner stand, 90 degrees	742 mm	4
	FG01	Plastic fasteners		48
	FG07	Connecting clamp, 90 degrees		8
	FG04	End cap for handrail, 90 degrees		4
	TS 4.2x16	Tapping screws 4.2x16 mm		152

DANIELA 235



Parts list for the 235 x 77 cm raised garden bed "DANIELA"

Figure	PART. NO.	DESIGNATION	LENGTH	QTY.
	GFP01-1132	Hollow chamber wall panel	1132 mm	24
	GFP01-0707	Hollow chamber wall panel	707 mm	12
	GFP01-0707	Hollow chamber wall panel - partition	707 mm	6
	GFP004-1132	Handrail	1132 mm	4
	GFP004-0707	Handrail	707 mm	3
	GFP002-0742	Corner stand, 90 degrees	742 mm	4
	GFP003-0742	Stand "T"	742 mm	2
	FG01	Plastic fasteners		84
	FG07	Connecting clamp, 90 degrees		8
	FG07	Connecting clamp, T-piece		4
	FG04	End cap for handrail, 90 degrees		4
	FG03	End cap for handrail, T-piece		2
	TS 4.2x16	Tapping screws 4.2x16 mm		264

The partitions may include wall panels of a different colour or with minor cosmetic defects.

Parts list for the 235 x 99 cm raised garden bed "DANIELA"

Figure	PART. NO.	DESIGNATION	LENGTH	QTY.
	GFP01-1132	Hollow chamber wall panel	1132 mm	24
	GFP01-0932	Hollow chamber wall panel	932 mm	12
	GFP01-0932	Hollow chamber wall panel - partition	932 mm	6
	GFP004-1132	Handrail	1132 mm	4
	GFP004-0932	Handrail	932 mm	3
	GFP002-0742	Corner stand, 90 degrees	742 mm	4
	GFP003-0742	Stand „T“	742 mm	2
	FG01	Plastic fasteners		84
	FG07	Connecting clamp, 90 degrees		8
	FG07	Connecting clamp, T-piece		4
	FG04	End cap for handrail, 90 degrees		4
	FG03	End cap for handrail, T-piece		2
	BS 4,2x16	Tapping screws 4.2x16 mm		264














The partitions may include wall panels of a different colour or with minor cosmetic defects.

Parts list for the 235 x 119 cm raised garden bed "DANIELA"

Figure	PART. NO.	DESIGNATION	LENGTH	QTY.
	GFP01-1132	Hollow chamber wall panel	1132 mm	36
	GFP01-1132	Hollow chamber wall panel - partition	1132 mm	6
	GFP004-1132	Handrail	1132 mm	7
	GFP002-0742	Corner stand, 90 degrees	742 mm	4
	GFP003-0742	Stand "T"	742 mm	2
	FG01	Plastic fasteners		84
	FG07	Connecting clamp, 90 degrees		8
	FG07	Connecting clamp, T-piece		4
	FG04	End cap for handrail, 90 degrees		4
	FG03	End cap for handrail, T-piece		2
	TS 4.2x16	Tapping screws 4.2x16 mm		264

The partitions may include wall panels of a different colour or with minor cosmetic defects.

Parts list for the 235 x 150 cm raised garden bed "DANIELA"














Figure	PART. NO.	DESIGNATION	LENGTH	QTY.
	GFP01-1132	Hollow chamber wall panel	1132 mm	24
	GFP01-1445	Hollow chamber wall panel	1445 mm	12
	GFP01-1445	Hollow chamber wall panel - partition	1445 mm	6
	GFP004-1132	Handrail	1132 mm	4
	GFP004-1445	Handrail	1445 mm	3
	GFP002-0742	Corner stand, 90 degrees	742 mm	4
	GFP003-0742	Stand "T"	742 mm	2
	FG01	Plastic fasteners		84
	FG07	Connecting clamp, 90 degrees		8
	FG07	Connecting clamp, T-piece		4
	FG04	End cap for handrail, 90 degrees		4
	FG03	End cap for handrail, T-piece		2
	TS 4.2x16	Tapping screws 4.2x16 mm		264

The partitions may include wall panels of a different colour or with minor cosmetic defects.

DANIELA 297
















Parts list for the 297 x 77 cm raised garden bed "DANIELA"

Figure	PART. NO.	DESIGNATION	LENGTH	QTY.
	GFP01-1445	Hollow chamber wall panel	1445 mm	24
	GFP01-0707	Hollow chamber wall panel	707 mm	12
	GFP01-0707	Hollow chamber wall panel - partition	707 mm	6
	GFP004-1445	Handrail	1445 mm	4
	GFP004-0707	Handrail	707 mm	3
	GFP002-0742	Corner stand, 90 degrees	742 mm	4
	GFP003-0742	Stand "T"	742 mm	2
	FG01	Plastic fasteners		84
	FG07	Connecting clamp, 90 degrees		8
	FG07	Connecting clamp, T-piece		4
	FG04	End cap for handrail, 90 degrees		4
	FG03	End cap for handrail, T-piece		2
	TS 4.2x16	Tapping screws 4.2x16 mm		264














The partitions may include wall panels of a different colour or with minor cosmetic defects.

Parts list for the 297 x 99 cm raised garden bed "DANIELA"

Figure	PART. NO.	DESIGNATION	LENGTH	QTY.
	GFP01-1445	Hollow chamber wall panel	1445 mm	24
	GFP01-0932	Hollow chamber wall panel	932 mm	12
	GFP01-0932	Hollow chamber wall panel - partition	932 mm	6
	GFP004-1445	Handrail	1445 mm	4
	GFP004-0932	Handrail	932 mm	3
	GFP002-0742	Corner stand, 90 degrees	742 mm	4
	GFP003-0742	Stand "T"	742 mm	2
	FG01	Plastic fasteners		84
	FG07	Connecting clamp, 90 degrees		8
	FG07	Connecting clamp, T-piece		4
	FG04	End cap for handrail, 90 degrees		4
	FG03	End cap for handrail, T-piece		2
	TS 4.2x16	Tapping screws 4.2x16 mm		264












The partitions may include wall panels of a different colour or with minor cosmetic defects.

Parts list for the 297 x 119 cm raised garden bed "DANIELA"

Figure	PART. NO.	DESIGNATION	LENGTH	QTY.
	GFP01-1445	Hollow chamber wall panel	1445 mm	24
	GFP01-1132	Hollow chamber wall panel	1132 mm	12
	GFP01-1132	Hollow chamber wall panel - partition	1132 mm	6
	GFP004-1445	Handrail	1445 mm	4
	GFP004-1132	Handrail	1132 mm	3
	GFP002-0742	Corner stand, 90 degrees	742 mm	4
	GFP003-0742	Stand "T"	742 mm	2
	FG01	Plastic fasteners		84
	FG07	Connecting clamp, 90 degrees		8
	FG07	Connecting clamp, T-piece		4
	FG04	End cap for handrail, 90 degrees		4
	FG03	End cap for handrail, T-piece		2
	TS 4.2x16	Tapping screws 4.2x16 mm		264

The partitions may include wall panels of a different colour or with minor cosmetic defects.

Parts list for the 297 x 150 cm raised garden bed "DANIELA"














Figure	PART. NO.	DESIGNATION	LENGTH	QTY.
	GFP01-1445	Hollow chamber wall panel	1445 mm	36
	GFP01-1445	Hollow chamber wall panel - partition	1445 mm	6
	GFP004-1445	Handrail	1445 mm	7
	GFP002-0742	Corner stand, 90 degrees	742 mm	4
	GFP003-0742	Stand "T"	742 mm	2
	FG01	Plastic fasteners		84
	FG07	Connecting clamp, 90 degrees		8
	FG07	Connecting clamp, T-piece		4
	FG04	End cap for handrail, 90 degrees		4
	FG03	End cap for handrail, T-piece		2
	TS 4.2x16	Tapping screws 4.2x16 mm		264

The partitions may include wall panels of a different colour or with minor cosmetic defects.

DANIELA 351
















Parts list for the 351 x 77 cm raised garden bed "DANIELA"

Figure	PART. NO.	DESIGNATION	LENGTH	QTY.
	GFP01-1132	Hollow chamber wall panel	1132 mm	36
	GFP01-0707	Hollow chamber wall panel	707 mm	12
	GFP01-0707	Hollow chamber wall panel - partition	707 mm	12
	GFP004-1132	Handrail	1132 mm	6
	GFP004-0707	Handrail	707 mm	4
	GFP002-0742	Corner stand, 90 degrees	742 mm	4
	GFP003-0742	Stand "T"	742 mm	4
	FG01	Plastic fasteners		120
	FG07	Connecting clamp, 90 degrees		8
	FG07	Connecting clamp, T-piece		8
	FG04	End cap for handrail, 90 degrees		4
	FG03	End cap for handrail, T-piece		4
	TS 4.2x16	Tapping screws 4.2x16 mm		376












The partitions may include wall panels of a different colour or with minor cosmetic defects.

Parts list Hochbeet "DANIELA" 351 x 99 cm

Figure	PART. NO.	DESIGNATION	LENGTH	QTY.
	GFP01-1132	Hollow chamber wall panel	1132 mm	36
	GFP01-0932	Hollow chamber wall panel	932 mm	12
	GFP01-0932	Hollow chamber wall panel - partition	932 mm	12
	GFP004-1132	Handrail	1132 mm	6
	GFP004-0932	Handrail	932 mm	4
	GFP002-0742	Corner stand, 90 degrees	742 mm	4
	GFP003-0742	Stand "T"	742 mm	4
	FG01	Plastic fasteners		120
	FG07	Connecting clamp, 90 degrees		8
	FG07	Connecting clamp, T-piece		8
	FG04	End cap for handrail, 90 degrees		4
	FG03	End cap for handrail, T-piece		4
	TS 4.2x16	Tapping screws 4.2x16 mm		376














The partitions may include wall panels of a different colour or with minor cosmetic defects.

Parts list for the 351 x 119 cm raised garden bed "DANIELA"

Figure	PART. NO.	DESIGNATION	LENGTH	QTY.
	GFP01-1132	Hollow chamber wall panel	1132 mm	48
	GFP01-1132	Hollow chamber wall panel - partition	1132 mm	12
	GFP004-1132	Handrail	1132 mm	10
	GFP002-0742	Corner stand, 90 degrees	742 mm	4
	GFP003-0742	Stand "T"	742 mm	4
	FG01	Plastic fasteners		120
	FG07	Connecting clamp, 90 degrees		8
	FG07	Connecting clamp, T-piece		8
	FG04	End cap for handrail, 90 degrees		4
	FG03	End cap for handrail, T-piece		4
	TS 4.2x16	Tapping screws 4.2x16 mm		376

The partitions may include wall panels of a different colour or with minor cosmetic defects.

Parts list for the 351 x 150 cm raised garden bed "DANIELA"

Figure	PART. NO.	DESIGNATION	LENGTH	QTY.
	GFP01-1132	Hollow chamber wall panel	1132 mm	36
	GFP01-1445	Hollow chamber wall panel	1445 mm	12
	GFP01-1445	Hollow chamber wall panel - partition	1445 mm	12
	GFP004-1132	Handrail	1132 mm	6
	GFP004-1445	Handrail	1445 mm	4
	GFP002-0742	Corner stand, 90 degrees	742 mm	4
	GFP003-0742	Stand "T"	742 mm	4
	FG01	Plastic fasteners		120
	FG07	Connecting clamp, 90 degrees		8
	FG07	Connecting clamp, T-piece		8
	FG04	End cap for handrail, 90 degrees		4
	FG03	End cap for handrail, T-piece		4
	TS 4.2x16	Tapping screws 4.2x16 mm		376

The partitions may include wall panels of a different colour or with minor cosmetic defects.

DANIELA 387



Parts list for the 387 x 77 cm raised garden bed "DANIELA"

Figure	PART. NO.	DESIGNATION	LENGTH	QTY.
	GFP01-1895	Hollow chamber wall panel	1895 mm	24
	GFP01-0707	Hollow chamber wall panel	707 mm	12
	GFP01-0707	Hollow chamber wall panel - partition	707 mm	6
	GFP004-1895	Handrail	1895 mm	4
	GFP004-0707	Handrail	707 mm	3
	GFP002-0742	Corner stand, 90 degrees	742 mm	4
	GFP003-0742	Stand "T"	742 mm	2
	FG01	Plastic fasteners		84
	FG07	Connecting clamp, 90 degrees		8
	FG07	Connecting clamp, T-piece		4
	FG04	End cap for handrail, 90 degrees		4
	FG03	End cap for handrail, T-piece		2
	TS 4.2x16	Tapping screws 4.2x16 mm		264

The partitions may include wall panels of a different colour or with minor cosmetic defects.

Parts list for the 387 x 99 cm raised garden bed "DANIELA"

Figure	PART. NO.	DESIGNATION	LENGTH	QTY.
	GFP01-1895	Hollow chamber wall panel	1895 mm	24
	GFP01-0932	Hollow chamber wall panel	932 mm	12
	GFP01-0932	Hollow chamber wall panel - partition	932 mm	6
	GFP004-1895	Handrail	1895 mm	4
	GFP004-0932	Handrail	932 mm	3
	GFP002-0742	Corner stand, 90 degrees	742 mm	4
	GFP003-0742	Stand "T"	742 mm	2
	FG01	Plastic fasteners		84
	FG07	Connecting clamp, 90 degrees		8
	FG07	Connecting clamp, T-piece		4
	FG04	End cap for handrail, 90 degrees		4
	FG03	End cap for handrail, T-piece		2
	TS 4.2x16	Tapping screws 4.2x16 mm		264














The partitions may include wall panels of a different colour or with minor cosmetic defects.

Parts list for the 387 x 119 cm raised garden bed "DANIELA"

Figure	PART. NO.	DESIGNATION	LENGTH	QTY.
	GFP01-1895	Hollow chamber wall panel	1895 mm	24
	GFP01-1132	Hollow chamber wall panel	1132 mm	12
	GFP01-1132	Hollow chamber wall panel - partition	1132 mm	6
	GFP004-1895	Handrail	1895 mm	4
	GFP004-1132	Handrail	1132 mm	3
	GFP002-0742	Corner stand, 90 degrees	742 mm	4
	GFP003-0742	Stand "T"	742 mm	2
	FG01	Plastic fasteners		84
	FG07	Connecting clamp, 90 degrees		8
	FG07	Connecting clamp, T-piece		4
	FG04	End cap for handrail, 90 degrees		4
	FG03	End cap for handrail, T-piece		2
	TS 4.2x16	Tapping screws 4.2x16 mm		264

The partitions may include wall panels of a different colour or with minor cosmetic defects.

Parts list for the 387 x 150 cm raised garden bed "DANIELA"














Figure	PART. NO.	DESIGNATION	LENGTH	QTY.
	GFP01-1895	Hollow chamber wall panel	1895 mm	24
	GFP01-1445	Hollow chamber wall panel	1445 mm	12
	GFP01-1445	Hollow chamber wall panel - partition	1445 mm	6
	GFP004-1895	Handrail	1895 mm	4
	GFP004-1445	Handrail	1445 mm	3
	GFP002-0742	Corner stand, 90 degrees	742 mm	4
	GFP003-0742	Stand "T"	742 mm	2
	FG01	Plastic fasteners		84
	FG07	Connecting clamp, 90 degrees		8
	FG07	Connecting clamp, T-piece		4
	FG04	End cap for handrail, 90 degrees		4
	FG03	End cap for handrail, T-piece		2
	TS 4.2x16	Tapping screws 4.2x16 mm		264

The partitions may include wall panels of a different colour or with minor cosmetic defects.

DANIELA 444
















Parts list for the 444 x 77 cm raised garden bed "DANIELA"

Figure	PART. NO.	DESIGNATION	LENGTH	QTY.
	GFP01-1445	Hollow chamber wall panel	1445 mm	36
	GFP01-0707	Hollow chamber wall panel	707 mm	12
	GFP01-0707	Hollow chamber wall panel - partition	707 mm	12
	GFP004-1445	Handrail	1445 mm	6
	GFP004-0707	Handrail	707 mm	4
	GFP002-0742	Corner stand, 90 degrees	742 mm	4
	GFP003-0742	Stand "T"	742 mm	4
	FG01	Plastic fasteners		120
	FG07	Connecting clamp, 90 degrees		8
	FG07	Connecting clamp, T-piece		8
	FG04	End cap for handrail, 90 degrees		4
	FG03	End cap for handrail, T-piece		4
	TS 4.2x16	Tapping screws 4.2x16 mm		376














The partitions may include wall panels of a different colour or with minor cosmetic defects.

Parts list for the 444 x 99 cm raised garden bed "DANIELA"

Figure	PART. NO.	DESIGNATION	LENGTH	QTY.
	GFP01-1445	Hollow chamber wall panel	1445 mm	36
	GFP01-0932	Hollow chamber wall panel	932 mm	12
	GFP01-0932	Hollow chamber wall panel - partition	932 mm	12
	GFP004-1445	Handrail	1445 mm	6
	GFP004-0932	Handrail	932 mm	4
	GFP002-0742	Corner stand, 90 degrees	742 mm	4
	GFP003-0742	Stand "T"	742 mm	4
	FG01	Plastic fasteners		120
	FG07	Connecting clamp, 90 degrees		8
	FG07	Connecting clamp, T-piece		8
	FG04	End cap for handrail, 90 degrees		4
	FG03	End cap for handrail, T-piece		4
	TS 4.2x16	Tapping screws 4.2x16 mm		376










The partitions may include wall panels of a different colour or with minor cosmetic defects.

Parts list for the 444 x 119 cm raised garden bed "DANIELA"

Figure	PART. NO.	DESIGNATION	LENGTH	QTY.
	GFP01-1445	Hollow chamber wall panel	1445 mm	36
	GFP01-1132	Hollow chamber wall panel	1132 mm	12
	GFP01-1132	Hollow chamber wall panel - partition	1132 mm	12
	GFP004-1445	Handrail	1445 mm	6
	GFP004-1132	Handrail	1132 mm	4
	GFP002-0742	Corner stand, 90 degrees	742 mm	4
	GFP003-0742	Stand "T"	742 mm	4
	FG01	Plastic fasteners		120
	FG07	Connecting clamp, 90 degrees		8
	FG07	Connecting clamp, T-piece		8
	FG04	End cap for handrail, 90 degrees		4
	FG03	End cap for handrail, T-piece		4
	TS 4.2x16	Tapping screws 4.2x16 mm		376

The partitions may include wall panels of a different colour or with minor cosmetic defects.

Parts list for the 444 x 150 cm raised garden bed "DANIELA"















Figure	PART. NO.	DESIGNATION	LENGTH	QTY.
	GFP01-1445	Hollow chamber wall panel	1445 mm	48
	GFP01-1445	Hollow chamber wall panel - partition	1445 mm	12
	GFP01-1445	Handrail	1445 mm	10
	GFP002-0742	Corner stand, 90 degrees	742 mm	4
	GFP003-0742	Stand "T"	742 mm	4
	FG01	Plastic fasteners		120
	FG07	Connecting clamp, 90 degrees		8
	FG07	Connecting clamp, T-piece		8
	FG04	End cap for handrail, 90 degrees		4
	FG03	End cap for handrail, T-piece		4
	TS 4.2x16	Tapping screws 4.2x16 mm		376

The partitions may include wall panels of a different colour or with minor cosmetic defects.

DANIELA 490


















Parts list for the 490 x 77 cm raised garden bed "DANIELA"

Figure	PART. NO.	DESIGNATION	LENGTH	QTY.
	GFP01-1895	Hollow chamber wall panel	1895 mm	12
	GFP01-1445	Hollow chamber wall panel	1445 mm	24
	GFP01-0707	Hollow chamber wall panel	707 mm	12
	GFP01-0707	Hollow chamber wall panel - partition	707 mm	12
	GFP004-1895	Handrail	1895 mm	2
	GFP004-1445	Handrail	1445 mm	4
	GFP004-0707	Handrail	707 mm	4
	GFP002-0742	Corner stand, 90 degrees	742 mm	4
	GFP003-0742	Stand "T"	742 mm	4
	FG01	Plastic fasteners		120
	FG07	Connecting clamp, 90 degrees		8
	FG07	Connecting clamp, T-piece		8
	FG04	End cap for handrail, 90 degrees		4
	FG03	End cap for handrail, T-piece		4
	TS 4.2x16	Tapping screws 4.2x16 mm		376
















The partitions may include wall panels of a different colour or with minor cosmetic defects.

Parts list for the 490 x 99 cm raised garden bed "DANIELA"

Figure	PART. NO.	DESIGNATION	LENGTH	QTY.
	GFP01-1895	Hollow chamber wall panel	1895 mm	12
	GFP01-1445	Hollow chamber wall panel	1445 mm	24
	GFP01-0932	Hollow chamber wall panel	932 mm	12
	GFP01-0932	Hollow chamber wall panel - partition	932 mm	12
	GFP004-1895	Handrail	1895 mm	2
	GFP004-1445	Handrail	1445 mm	4
	GFP004-932	Handrail	932 mm	4
	GFP002-0742	Corner stand, 90 degrees	742 mm	4
	GFP003-0742	Stand "T"	742 mm	4
	FG01	Plastic fasteners		120
	FG07	Connecting clamp, 90 degrees		8
	FG07	Connecting clamp, T-piece		8
	FG04	End cap for handrail, 90 degrees		4
	FG03	End cap for handrail, T-piece		4
	TS 4.2x16	Tapping screws 4.2x16 mm		376














The partitions may include wall panels of a different colour or with minor cosmetic defects.

Parts list for the 490 x 119 cm raised garden bed "DANIELA"

Figure	PART. NO.	DESIGNATION	LENGTH	QTY.
	GFP01-1895	Hollow chamber wall panel	1895 mm	12
	GFP01-1445	Hollow chamber wall panel	1445 mm	24
	GFP01-1132	Hollow chamber wall panel	1132 mm	12
	GFP01-1132	Hollow chamber wall panel - partition	1132 mm	12
	GFP004-1895	Handrail	1895 mm	2
	GFP004-1445	Handrail	1445 mm	4
	GFP004-1132	Handrail	1132 mm	4
	GFP002-0742	Corner stand, 90 degrees	742 mm	4
	GFP003-0742	Stand "T"	742 mm	4
	FG01	Plastic fasteners		120
	FG07	Connecting clamp, 90 degrees		8
	FG07	Connecting clamp, T-piece		8
	FG04	End cap for handrail, 90 degrees		4
	FG03	End cap for handrail, T-piece		4
	TS 4.2x16	Tapping screws 4.2x16 mm		376

The partitions may include wall panels of a different colour or with minor cosmetic defects.

Parts list for the 490 x 150 cm raised garden bed "DANIELA"

Figure	PART. NO.	DESIGNATION	LENGTH	QTY.
	GFP01-1895	Hollow chamber wall panel	1895 mm	12
	GFP01-1445	Hollow chamber wall panel	1445 mm	36
	GFP01-1445	Hollow chamber wall panel - partition	1445 mm	12
	GFP004-1895	Handrail	1895 mm	2
	GFP004-1445	Handrail	1445 mm	8
	GFP002-0742	Corner stand, 90 degrees	742 mm	4
	GFP003-0742	Stand "T"	742 mm	4
	FG01	Plastic fasteners		120
	FG07	Connecting clamp, 90 degrees		8
	FG07	Connecting clamp, T-piece		8
	FG04	End cap for handrail, 90 degrees		4
	FG03	End cap for handrail, T-piece		4
	TS 4.2x16	Tapping screws 4.2x16 mm		376

The partitions may include wall panels of a different colour or with minor cosmetic defects.

DANIELA 535



Parts list for the 535 x 77 cm raised garden bed "DANIELA"

Figure	PART. NO.	DESIGNATION	LENGTH	QTY.
	GFP01-1895	Hollow chamber wall panel	1895 mm	24
	GFP01-1445	Hollow chamber wall panel	1445 mm	12
	GFP01-0707	Hollow chamber wall panel	707 mm	12
	GFP01-0707	Hollow chamber wall panel - partition	707 mm	12
	GFP004-1895	Handrail	1895 mm	4
	GFP004-1445	Handrail	1445 mm	2
	GFP004-0707	Handrail	707 mm	4
	GFP002-0742	Corner stand, 90 degrees	742 mm	4
	GFP003-0742	Stand "T"	742 mm	4
	FG01	Plastic fasteners		120
	FG07	Connecting clamp, 90 degrees		8
	FG07	Connecting clamp, T-piece		8
	FG04	End cap for handrail, 90 degrees		4
	FG03	End cap for handrail, T-piece		4
	TS 4.2x16	Tapping screws 4.2x16 mm		376

The partitions may include wall panels of a different colour or with minor cosmetic defects.

Parts list for the 535 x 99 cm raised garden bed "DANIELA"

Figure	PART. NO.	DESIGNATION	LENGTH	QTY.
	GFP01-1895	Hollow chamber wall panel	1895 mm	24
	GFP01-1445	Hollow chamber wall panel	1445 mm	12
	GFP01-0707	Hollow chamber wall panel	932 mm	12
	GFP01-0707	Hollow chamber wall panel - partition	932 mm	12
	GFP004-1895	Handrail	1895 mm	4
	GFP004-1445	Handrail	1445 mm	2
	GFP004-0707	Handrail	932 mm	4
	GFP002-0742	Corner stand, 90 degrees	742 mm	4
	GFP003-0742	Stand "T"	742 mm	4
	FG01	Plastic fasteners		120
	FG07	Connecting clamp, 90 degrees		8
	FG07	Connecting clamp, T-piece		8
	FG04	End cap for handrail, 90 degrees		4
	FG03	End cap for handrail, T-piece		4
	TS 4.2x16	Tapping screws 4.2x16 mm		376














The partitions may include wall panels of a different colour or with minor cosmetic defects.

Parts list for the 535 x 119 cm raised garden bed "DANIELA"

Figure	PART. NO.	DESIGNATION	LENGTH	QTY.
	GFP01-1895	Hollow chamber wall panel	1895 mm	24
	GFP01-1445	Hollow chamber wall panel	1445 mm	12
	GFP01-0707	Hollow chamber wall panel	1132 mm	12
	GFP01-0707	Hollow chamber wall panel - partition	1132 mm	12
	GFP004-1895	Handrail	1895 mm	4
	GFP004-1445	Handrail	1445 mm	2
	GFP004-0707	Handrail	1132 mm	4
	GFP002-0742	Corner stand, 90 degrees	742 mm	4
	GFP003-0742	Stand "T"	742 mm	4
	FG01	Plastic fasteners		120
	FG07	Connecting clamp, 90 degrees		8
	FG07	Connecting clamp, T-piece		8
	FG04	End cap for handrail, 90 degrees		4
	FG03	End cap for handrail, T-piece		4
	TS 4.2x16	Tapping screws 4.2x16 mm		376

The partitions may include wall panels of a different colour or with minor cosmetic defects.

Parts list for the 535 x 150 cm raised garden bed "DANIELA"














Figure	PART. NO.	DESIGNATION	LENGTH	QTY.
	GFP01-1895	Hollow chamber wall panel	1895 mm	24
	GFP01-1445	Hollow chamber wall panel	1445 mm	24
	GFP01-1445	Hollow chamber wall panel - partition	1445 mm	12
	GFP004-1895	Handrail	1895 mm	4
	GFP004-1445	Handrail	1445 mm	6
	GFP002-0742	Corner stand, 90 degrees	742 mm	4
	GFP003-0742	Stand "T"	742 mm	4
	FG01	Plastic fasteners		120
	FG07	Connecting clamp, 90 degrees		8
	FG07	Connecting clamp, T-piece		8
	FG04	End cap for handrail, 90 degrees		4
	FG03	End cap for handrail, T-piece		4
	TS 4.2x16	Tapping screws 4.2x16 mm		376

The partitions may include wall panels of a different colour or with minor cosmetic defects.

DANIELA 579
















Parts list Hochbeet "DANIELA" 579 x 77 cm

Figure	PART. NO.	DESIGNATION	LENGTH	QTY.
	GFP01-1895	Hollow chamber wall panel	1895 mm	36
	GFP01-0707	Hollow chamber wall panel	707 mm	12
	GFP01-0707	Hollow chamber wall panel - partition	707 mm	12
	GFP004-1895	Handrail	1895 mm	6
	GFP004-0707	Handrail	707 mm	4
	GFP002-0742	Corner stand, 90 degrees	742 mm	4
	GFP003-0742	Stand "T"	742 mm	4
	FG01	Plastic fasteners		120
	FG07	Connecting clamp, 90 degrees		8
	FG07	Connecting clamp, T-piece		8
	FG04	End cap for handrail, 90 degrees		4
	FG03	End cap for handrail, T-piece		4
	TS 4.2x16	Tapping screws 4.2x16 mm		376














The partitions may include wall panels of a different colour or with minor cosmetic defects.

Parts list for the 579 x 99 cm raised garden bed "DANIELA"

Figure	PART. NO.	DESIGNATION	LENGTH	QTY.
	GFP01-1895	Hollow chamber wall panel	1895 mm	36
	GFP01-0932	Hollow chamber wall panel	932 mm	12
	GFP01-0932	Hollow chamber wall panel - partition	932 mm	12
	GFP004-1895	Handrail	1895 mm	6
	GFP004-0932	Handrail	932 mm	4
	GFP002-0742	Corner stand, 90 degrees	742 mm	4
	GFP003-0742	Stand "T"	742 mm	4
	FG01	Plastic fasteners		120
	FG07	Connecting clamp, 90 degrees		8
	FG07	Connecting clamp, T-piece		8
	FG04	End cap for handrail, 90 degrees		4
	FG03	End cap for handrail, T-piece		4
	TS 4.2x16	Tapping screws 4.2x16 mm		376














The partitions may include wall panels of a different colour or with minor cosmetic defects.

Parts list for the 579 x 119 cm raised garden bed "DANIELA"

Figure	PART. NO.	DESIGNATION	LENGTH	QTY.
	GFP01-1895	Hollow chamber wall panel	1895 mm	36
	GFP01-1132	Hollow chamber wall panel	1132 mm	12
	GFP01-1132	Hollow chamber wall panel - partition	1132 mm	12
	GFP004-1895	Handrail	1895 mm	6
	GFP004-1132	Handrail	1132 mm	4
	GFP002-0742	Corner stand, 90 degrees	742 mm	4
	GFP003-0742	Stand "T"	742 mm	4
	FG01	Plastic fasteners		120
	FG07	Connecting clamp, 90 degrees		8
	FG07	Connecting clamp, T-piece		8
	FG04	End cap for handrail, 90 degrees		4
	FG03	End cap for handrail, T-piece		4
	TS 4.2x16	Tapping screws 4.2x16 mm		376

The partitions may include wall panels of a different colour or with minor cosmetic defects.

Parts list for the 579 x 150 cm raised garden bed "DANIELA"














Figure	PART. NO.	DESIGNATION	LENGTH	QTY.
	GFP01-1895	Hollow chamber wall panel	1895 mm	36
	GFP01-1445	Hollow chamber wall panel	1445 mm	12
	GFP01-1445	Hollow chamber wall panel - partition	1445 mm	12
	GFP004-1895	Handrail	1895 mm	6
	GFP004-1445	Handrail	1445 mm	4
	GFP002-0742	Corner stand, 90 degrees	742 mm	4
	GFP003-0742	Stand "T"	742 mm	4
	FG01	Plastic fasteners		120
	FG07	Connecting clamp, 90 degrees		8
	FG07	Connecting clamp, T-piece		8
	FG04	End cap for handrail, 90 degrees		4
	FG03	End cap for handrail, T-piece		4
	TS 4.2x16	Tapping screws 4.2x16 mm		376

The partitions may include wall panels of a different colour or with minor cosmetic defects.

DANIELA 771
















Parts list for the 771 x 77 cm raised garden bed "DANIELA"

Figure	PART. NO.	DESIGNATION	LENGTH	QTY.
	GFP01-1895	Hollow chamber wall panel	1895 mm	48
	GFP01-0707	Hollow chamber wall panel	707 mm	12
	GFP01-0707	Hollow chamber wall panel - partition	707 mm	18
	GFP004-1895	Handrail	1895 mm	8
	GFP004-0707	Handrail	707 mm	5
	GFP002-0742	Corner stand, 90 degrees	742 mm	4
	GFP003-0742	Stand "T"	742 mm	6
	FG01	Plastic fasteners		156
	FG07	Connecting clamp, 90 degrees		8
	FG07	Connecting clamp, T-piece		12
	FG04	End cap for handrail, 90 degrees		4
	FG03	End cap for handrail, T-piece		6
	TS 4.2x16	Tapping screws 4.2x16 mm		488














The partitions may include wall panels of a different colour or with minor cosmetic defects.

Parts list for the 771 x 99 cm raised garden bed "DANIELA"

Figure	PART. NO.	DESIGNATION	LENGTH	QTY.
	GFP01-1895	Hollow chamber wall panel	1895 mm	48
	GFP01-0932	Hollow chamber wall panel	932 mm	12
	GFP01-0932	Hollow chamber wall panel - partition	932 mm	18
	GFP004-1895	Handrail	1895 mm	8
	GFP004-0932	Handrail	932 mm	5
	GFP002-0742	Corner stand, 90 degrees	742 mm	4
	GFP003-0742	Stand "T"	742 mm	6
	FG01	Plastic fasteners		156
	FG07	Connecting clamp, 90 degrees		8
	FG07	Connecting clamp, T-piece		12
	FG04	End cap for handrail, 90 degrees		4
	FG03	End cap for handrail, T-piece		6
	TS 4.2x16	Tapping screws 4.2x16 mm		488














The partitions may include wall panels of a different colour or with minor cosmetic defects.

Parts list for the 771 x 119 cm raised garden bed "DANIELA"

Figure	PART. NO.	DESIGNATION	LENGTH	QTY.
	GFP01-1895	Hollow chamber wall panel	1895 mm	48
	GFP01-1132	Hollow chamber wall panel	1132 mm	12
	GFP01-1132	Hollow chamber wall panel - partition	1132 mm	18
	GFP004-1895	Handrail	1895 mm	8
	GFP004-1132	Handrail	1132 mm	5
	GFP002-0742	Corner stand, 90 degrees	742 mm	4
	GFP003-0742	Stand "T"	742 mm	6
	FG01	Plastic fasteners		156
	FG07	Connecting clamp, 90 degrees		8
	FG07	Connecting clamp, T-piece		12
	FG04	End cap for handrail, 90 degrees		4
	FG03	End cap for handrail, T-piece		6
	TS 4.2x16	Tapping screws 4.2x16 mm		488

The partitions may include wall panels of a different colour or with minor cosmetic defects.

Parts list for the 771 x 150 cm raised garden bed "DANIELA"

Figure	PART. NO.	DESIGNATION	LENGTH	QTY.
	GFP01-1895	Hollow chamber wall panel	1895 mm	48
	GFP01-1445	Hollow chamber wall panel	1445 mm	12
	GFP01-1445	Hollow chamber wall panel - partition	1445 mm	18
	GFP004-1895	Handrail	1895 mm	8
	GFP004-1445	Handrail	1445 mm	5
	GFP002-0742	Corner stand, 90 degrees	742 mm	4
	GFP003-0742	Stand "T"	742 mm	6
	FG01	Plastic fasteners		156
	FG07	Connecting clamp, 90 degrees		8
	FG07	Connecting clamp, T-piece		12
	FG04	End cap for handrail, 90 degrees		4
	FG03	End cap for handrail, T-piece		6
	TS 4.2x16	Tapping screws 4.2x16 mm		488

The partitions may include wall panels of a different colour or with minor cosmetic defects.

Parts list for the 119 x 99 cm raised garden bed HALFSIZE













Figure	PART. NO.	DESIGNATION	LENGTH	QTY.
	GFP01-1132	Hollow chamber wall panel	1132 mm	6
	GFP01-0932	Hollow chamber wall panel	932 mm	6
	GFP004-1132	Hand rail	1132 mm	2
	GFP004-0932	Hand rail	932 mm	2
	GFP002-0367	Corner stand, 90 degrees	367 mm	4
	FG01	Plastic fastener		24
	FG07	Clamping plate, 90 degrees		8
	FG04	End cap for handrail, 90 degrees		4
	BS 4,2x16	Tapping screws 4,2x16 mm		80

Parts list for the 119 x 119 cm raised garden bed HALFSIZE











Figure	PART. NO.	DESIGNATION	LENGTH	QTY.
	GFP01-1132	Hollow chamber wall panel	1132 mm	12
	GFP004-1132	Handrail	1132 mm	4
	GFP002-0367	Corner stand, 90 degrees	367 mm	4
	FG01	Plastic fasteners		24
	FG07	Connecting clamp, 90 degrees		8
	FG04	End cap for handrail, 90 degrees		4
	TS 4.2x16	Tapping screws 4.2x16 mm		80

Parts list for the 150 x 77 cm raised garden bed HALFSIZE































Figure	PART. NO.	DESIGNATION	LENGTH	QTY.
	GFP01-1445	Hollow chamber wall panel	1445 mm	6
	GFP01-0707	Hollow chamber wall panel	707 mm	6
	GFP004-1445	Handrail	1445 mm	2
	GFP004-0707	Handrail	707 mm	2
	GFP002-0367	Corner stand, 90 degrees	367 mm	4
	FG01	Plastic fasteners		24
	FG07	Connecting clamp, 90 degrees		8
	FG04	End cap for handrail, 90 degrees		4
	TS 4.2x16	Tapping screws 4.2x16 mm		80

Parts list for the 150 x 99 cm raised garden bed HALFSIZE

Figure	PART. NO.	DESIGNATION	LENGTH	QTY.
	GFP01-1445	Hollow chamber wall panel	1445 mm	6
	GFP01-0932	Hollow chamber wall panel	932 mm	6
	GFP004-1445	Handrail	1445 mm	2
	GFP004-0932	Handrail	932 mm	2
	GFP002-0367	Corner stand, 90 degrees	367 mm	4
	FG01	Plastic fasteners		24
	FG07	Connecting clamp, 90 degrees		8
	FG04	End cap for handrail, 90 degrees		4
	TS 4.2x16	Tapping screws 4.2x16 mm		80













Parts list for the 150 x 119 cm raised garden bed HALFSIZE

Figure	PART. NO.	DESIGNATION	LENGTH	QTY.
	GFP01-1445	Hollow chamber wall panel	1445 mm	6
	GFP01-1132	Hollow chamber wall panel	1132 mm	6
	GFP004-1445	Handrail	1445 mm	2
	GFP004-1132	Handrail	1132 mm	2
	GFP002-0367	Corner stand, 90 degrees	367 mm	4
	FG01	Plastic fasteners		24
	FG07	Connecting clamp, 90 degrees		8
	FG04	End cap for handrail, 90 degrees		4
	TS 4.2x16	Tapping screws 4.2x16 mm		80













Parts list for the 195 x 77 cm raised garden bed HALFSIZE

Figure	PART. NO.	DESIGNATION	LENGTH	QTY.
	GFP01-1895	Hollow chamber wall panel	1895 mm	6
	GFP01-0707	Hollow chamber wall panel	707 mm	6
	GFP004-1895	Handrail	1895 mm	2
	GFP004-0707	Handrail	707 mm	2
	GFP002-0367	Corner stand, 90 degrees	367 mm	4
	FG01	Plastic fasteners		24
	FG07	Connecting clamp, 90 degrees		8
	FG04	End cap for handrail, 90 degrees		4
	TS 4.2x16	Tapping screws 4.2x16 mm		80












Parts list for the 195 x 99 cm raised garden bed HALFSIZE

Figure	PART. NO.	DESIGNATION	LENGTH	QTY.
	GFP01-1895	Hollow chamber wall panel	1895 mm	6
	GFP01-0932	Hollow chamber wall panel	932 mm	6
	GFP004-1895	Handrail	1895 mm	2
	GFP004-0932	Handrail	932 mm	2
	GFP002-0367	Corner stand, 90 degrees	367 mm	4
	FG01	Plastic fasteners		24
	FG07	Connecting clamp, 90 degrees		8
	FG04	End cap for handrail, 90 degrees		4
	TS 4.2x16	Tapping screws 4.2x16 mm		80












Parts list for the 195 x 119 cm raised garden bed HALFSIZE


Figure	PART. NO.	DESIGNATION	LENGTH	QTY.
	GFP01-1895	Hollow chamber wall panel	1895 mm	6
	GFP01-1132	Hollow chamber wall panel	1132 mm	6
	GFP004-1895	Handrail	1895 mm	2
	GFP004-1132	Handrail	1132 mm	2
	GFP002-0367	Corner stand, 90 degrees	367 mm	4
	FG01	Plastic fasteners		24
	FG07	Connecting clamp, 90 degrees		8
	FG04	End cap for handrail, 90 degrees		4
	TS 4.2x16	Tapping screws 4.2x16 mm		80



Parts list for the 195 x 150 cm raised garden bed HALFSIZE

Figure	PART. NO.	DESIGNATION	LENGTH	QTY.
	GFP01-1895	Hollow chamber wall panel	1895 mm	6
	GFP01-1445	Hollow chamber wall panel	1445 mm	6
	GFP004-1895	Handrail	1895 mm	2
	GFP004-1445	Handrail	1445 mm	2
	GFP002-0367	Corner stand, 90 degrees	367 mm	4
	FG01	Plastic fasteners		24
	FG07	Connecting clamp, 90 degrees		8
	FG04	End cap for handrail, 90 degrees		4
	TS 4.2x16	Tapping screws 4.2x16 mm		80





Parts list for the 235 x 99 cm raised garden bed HALFSIZE

Figure	PART. NO.	DESIGNATION	LENGTH	QTY.
	GFP01-1132	Hollow chamber wall panel	1132 mm	12
	GFP01-0932	Hollow chamber wall panel	932 mm	6
	GFP01-0932	Hollow chamber wall panel - partition	932 mm	3
	GFP004-1132	Handrail	1132 mm	4
	GFP004-0932	Handrail	932 mm	3
	GFP002-0742	Corner stand, 90 degrees	367 mm	4
	GFP003-0742	Stand "T"	367 mm	2
	FG01	Plastic fasteners		42
	FG07	Connecting clamp, 90 degrees		8
	FG07	Connecting clamp, T-piece		4
	FG04	End cap for handrail, 90 degrees		4
	FG03	End cap for handrail, T-piece		2
	TS 4.2x16	Tapping screws 4.2x16 mm		138

The partitions may include wall panels of a different colour or with minor cosmetic defects.



Parts list for the 235 x 119 cm raised garden bed HALFSIZE

Figure	PART. NO.	DESIGNATION	LENGTH	QTY.
	GFP01-1132	Hollow chamber wall panel	1132 mm	18
	GFP01-1132	Hollow chamber wall panel - partition	1132 mm	3
	GFP004-1132	Handrail	1132 mm	7
	GFP002-0742	Corner stand, 90 degrees	367 mm	4
	GFP003-0742	Stand "T"	367 mm	2
	FG01	Plastic fasteners		42
	FG07	Connecting clamp, 90 degrees		8
	FG07	Connecting clamp, T-piece		4
	FG04	End cap for handrail, 90 degrees		4
	FG03	End cap for handrail, T-piece		2
	TS 4.2x16	Tapping screws 4.2x16 mm		138

The partitions may include wall panels of a different colour or with minor cosmetic defects.



Parts list for the 297 x 99 cm raised garden bed HALFSIZE

Figure	PART. NO.	DESIGNATION	LENGTH	QTY.
	GFP01-1445	Hollow chamber wall panel	1445 mm	12
	GFP01-0932	Hollow chamber wall panel	932 mm	6
	GFP01-0932	Hollow chamber wall panel - partition	932 mm	3
	GFP004-1445	Handrail	1445 mm	4
	GFP004-0932	Handrail	932 mm	3
	GFP002-0742	Corner stand, 90 degrees	367 mm	4
	GFP003-0742	Stand "T"	367 mm	2
	FG01	Plastic fasteners		42
	FG07	Connecting clamp, 90 degrees		8
	FG07	Connecting clamp, T-piece		4
	FG04	End cap for handrail, 90 degrees		4
	FG03	End cap for handrail, T-piece		2
	TS 4.2x16	Tapping screws 4.2x16 mm		138

The partitions may include wall panels of a different colour or with minor cosmetic defects.

Parts list for the 297 x 119 cm raised garden bed HALFSIZE





Figure	PART. NO.	DESIGNATION	LENGTH	QTY.
	GFP01-1445	Hollow chamber wall panel	1445 mm	12
	GFP01-1132	Hollow chamber wall panel	1132 mm	6
	GFP01-1132	Hollow chamber wall panel - partition	1132 mm	3
	GFP004-1445	Handrail	1445 mm	4
	GFP004-1132	Handrail	1132 mm	3
	GFP002-0742	Corner stand, 90 degrees	367 mm	4
	GFP003-0742	Stand "T"	367 mm	2
	FG01	Plastic fasteners		42
	FG07	Connecting clamp, 90 degrees		8
	FG07	Connecting clamp, T-piece		4
	FG04	End cap for handrail, 90 degrees		4
	FG03	End cap, T-piece		2
	TS 4.2x16	Tapping screws 4.2x16 mm		138

The partitions may include wall panels of a different colour or with minor cosmetic defects.



Parts list for the raised garden bed ANJA 120

Figure	PART. NO.	DESIGNATION	LENGTH	QTY.
	GFP01-0451	Hollow chamber wall panel	451 mm	48
	GFP004-0451	Hand rail	451 mm	8
	GFP006-0742	Corner stand 135 degrees	742 mm	8
	FG01	Plastic fastener		96
	FG05	Connecting clamp 135 Degrees		16
	FG02	End cap hand rail 135 Degrees		8
	BS 4,2x16	Tapping screws 4,2x16 mm		304



Parts list for the raised garden bed ANJA 180

Figure	PART. NO.	DESIGNATION	LENGTH	QTY.
	GFP01-0707	Hollow chamber wall panel	707 mm	48
	GFP004-0707	Hand rail	707 mm	8
	GFP006-0742	Corner stand 135 degrees	742 mm	8
	FG01	Plastic fastener		96
	FG05	Connecting clamp 135 degrees		16
	FG02	End cap hand rail 135 degrees		8
	BS 4,2x16	Tapping screws 4,2x16 mm		304



Parts list for raised garden bed MARTINA 184

Figure	PART. NO.	DESIGNATION	LENGTH	QTY.
	GFP01-1445	Hollow chamber wall panel	1445 mm	12
	GFP01-1132	Hollow chamber wall panel	1132 mm	6
	GFP01-0451	Hollow chamber wall panel	451 mm	18
	GFP004-1445	Hand rail	1445 mm	2
	GFP004-1132	Hand rail	1132 mm	1
	GFP004-0451	Hand rail	451 mm	3
	GFP002-0742	Corner stand, 90 degrees	742 mm	2
	GFP006-0742	Corner stand 135 degrees	742 mm	4
	FG01	Plastic fastener		72
	FG07	Clamping plate, 90 degrees		4
	FG04	End cap for handrail, 90 degrees		2
	FG05	Connecting clamp 135 Degrees		8
	FG02	End cap hand rail 135 degrees		4
	BS 4,2x16	Tapping screws 4,2x16 mm		228

Parts list for raised garden bed MARTINA 229




Figure	PART. NO.	DESIGNATION	LENGTH	QTY.
	GFP01-1895	Hollow chamber wall panel	1895 mm	12
	GFP01-1132	Hollow chamber wall panel	1132 mm	6
	GFP01-0451	Hollow chamber wall panel	451 mm	18
	GFP004-1895	Handrail	1895 mm	2
	GFP004-1132	Handrail	1132 mm	1
	GFP004-0451	Handrail	451 mm	3
	GFP002-0742	Corner stand, 90 degrees	742 mm	2
	GFP006-0742	Corner stand, 135 degrees	742 mm	4
	FG01	Plastic fasteners		72
	FG07	Connecting clamp, 90 degrees		4
	FG04	End cap for handrail, 90 degrees		2
	FG05	Connecting clamp, 135 degrees		8
	FG02	End cap for handrail, 135 degrees		4
	TS 4.2x16	Tapping screws 4.2x16 mm		228

Parts list for the raised garden bed ERIKA

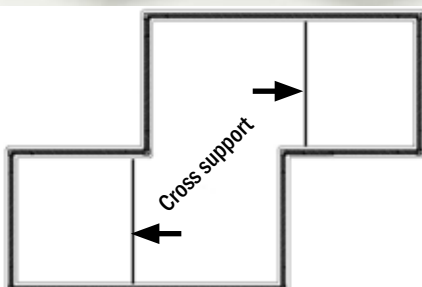


Figure	PART. NO.	DESIGNATION	LENGTH	QTY.
	GFP01-1445	Hollow chamber wall panel	1445 mm	24
	GFP01-0707	Hollow chamber wall panel	707 mm	24
	GFP004-1445	Handrail	1445 mm	4
	GFP004-0707	Handrail	707 mm	4
	GFP002-0742	Corner stand, 90 degrees	742 mm	8
	FG01	Plastic fasteners		96
	FG07	Connecting clamp, 90 degrees		16
	FG04	End cap for handrail, 90 degrees		8
	TS 4.2x16	Tapping screws 4.2x16 mm		304

Note:

The Erika model also has cross supports to prevent the structure from being pushed apart by the earth.

Two pieces each are fitted to the second and fifth row of wall panels. Please have a look at the sketch to see where these are positioned.



Parts list for the raised garden bed SOPHIE



Figure	PART. NO.	DESIGNATION	LENGTH	QTY.
	GFP01-1895	Hollow chamber wall panel	1895 mm	6
	GFP01-1445	Hollow chamber wall panel	1445 mm	12
	GFP01-0932	Hollow chamber wall panel	932 mm	6
	GFP01-0707	Hollow chamber wall panel	707 mm	12
	GFP01-0451	Hollow chamber wall panel	451 mm	12
	GFP004-1895	Handrail	1895 mm	1
	GFP004-1445	Handrail	1445 mm	2
	GFP004-0932	Handrail	932 mm	1
	GFP004-0707	Handrail	707 mm	2
	GFP004-0451	Handrail	451 mm	2
	GFP002-0742	Corner stand, 90 degrees	742 mm	8
	FG01	Plastic fasteners		96
	FG07	Connecting clamp, 90 degrees		16
	FG04	End cap for handrail, 90 degrees		8
	TS 4.2x16	Tapping screws 4.2x16 mm		304

Parts list for the raised garden bed SONJA 167




Figure	PART. NO.	DESIGNATION	LENGTH	QTY.
	GFP01-0932	Hollow chamber wall panel	932 mm	12
	GFP01-0451	Hollow chamber wall panel	451 mm	36
	GFP004-0932	Handrail	932 mm	2
	GFP004-0451	Handrail	451 mm	6
	GFP006-0742	Corner stand, 135 degrees	742 mm	8
	FG01	Plastic fasteners		96
	FG05	Connecting clamp, 135 degrees		16
	FG02	End cap for handrail, 135 degrees		8
	TS 4.2x16	Tapping screws 4.2x16 mm		304

Parts list for the raised garden bed SONJA 219




Figure	PART. NO.	DESIGNATION	LENGTH	QTY.
	GFP01-1445	Hollow chamber wall panel	1445 mm	12
	GFP01-0451	Hollow chamber wall panel	451 mm	36
	GFP004-1445	Handrail	1445 mm	2
	GFP004-0451	Handrail	451 mm	6
	GFP006-0742	Corner stand, 135 degrees	742 mm	8
	FG01	Plastic fasteners		96
	FG05	Connecting clamp, 135 degrees		16
	FG02	End cap for handrail, 135 degrees		8
	TS 4.2x16	Tapping screws 4.2x16 mm		304

Parts list for the raised garden bed SONJA 264































Figure	PART. NO.	DESIGNATION	LENGTH	QTY.
	GFP01-1895	Hollow chamber wall panel	1895 mm	12
	GFP01-0451	Hollow chamber wall panel	451 mm	36
	GFP004-1895	Handrail	1895 mm	2
	GFP004-0451	Handrail	451 mm	6
	GFP006-0742	Corner stand, 135 degrees	742 mm	8
	FG01	Plastic fasteners		96
	FG05	Connecting clamp, 135 degrees		16
	FG02	End cap for handrail, 135 degrees		8
	TS 4.2x16	Tapping screws 4.2x16 mm		304

Parts list for the raised garden bed XENA 299

Figure	PART. NO.	DESIGNATION	LENGTH	QTY.
	GFP01-1132	Hollow chamber wall panel	1132 mm	24
	GFP01-0451	Hollow chamber wall panel	451 mm	36
	GFP01-1132	Hollow chamber wall panel - partition	1132 mm	6
	GFP004-1132	Handrail	1132 mm	5
	GFP004-0451	Handrail	451 mm	6
	GFP006-0742	Corner stand, 135 degrees	742 mm	8
	GFP003-0742	Stand "T"	742 mm	2
	FG01	Plastic fasteners		132
	FG05	Connecting clamp, 135 degrees		16
	FG07	Connecting clamp, T-piece		4
	FG02	End cap for handrail, 135 degrees		8
	FG03	End cap, T-piece		2
	TS 4.2x16	Tapping screws 4.2x16 mm		416















The partitions may include wall panels of a different colour or with minor cosmetic defects.

Parts list for the raised garden bed XENA 361

Figure	PART. NO.	DESIGNATION	LENGTH	QTY.
	GFP01-1445	Hollow chamber wall panel	1445 mm	24
	GFP01-0451	Hollow chamber wall panel	451 mm	36
	GFP01-1132	Hollow chamber wall panel - partition	1132 mm	6
	GFP004-1445	Handrail	1445 mm	4
	GFP004-1132	Handrail	1132 mm	1
	GFP004-0451	Handrail	451 mm	6
	GFP006-0742	Corner stand, 135 degrees	742 mm	8
	GFP003-0742	Stand "T"	742 mm	2
	FG01	Plastic fasteners		132
	FG05	Connecting clamp, 135 degrees		16
	FG07	Connecting clamp, T-piece		4
	FG02	End cap for handrail, 135 degrees		8
	FG03	End cap, T-piece		2
	TS 4.2x16	Tapping screws 4.2x16 mm		416








The partitions may include wall panels of a different colour or with minor cosmetic defects.

Parts list for the raised garden bed XENA 451

Figure	PART. NO.	DESIGNATION	LENGTH	QTY.
	GFP01-1895	Hollow chamber wall panel	1895 mm	24
	GFP01-0451	Hollow chamber wall panel	451 mm	36
	GFP01-1132	Hollow chamber wall panel - partition	1132 mm	6
	GFP004-1895	Handrail	1895 mm	4
	GFP004-1132	Handrail	1132 mm	1
	GFP004-0451	Handrail	451 mm	6
	GFP006-0742	Corner stand, 135 degrees	742 mm	8
	GFP003-0742	Stand "T"	742 mm	2
	FG01	Plastic fasteners		132
	FG05	Connecting clamp, 135 degrees		16
	FG07	Connecting clamp, T-piece		4
	FG02	End cap for handrail, 135 degrees		8
	FG03	End cap, T-piece		2
	TS 4.2x16	Tapping screws 4.2x16 mm		416

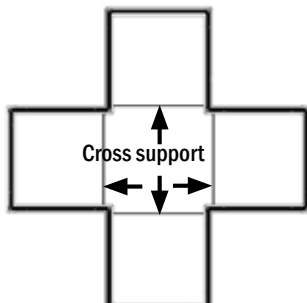
The partitions may include wall panels of a different colour or with minor cosmetic defects.

Parts list for the raised garden bed ELISABETH 225










Figure	PART. NO.	DESIGNATION	LENGTH	QTY.
	GFP01-0707	Hollow chamber wall panel	707 mm	72
	GFP004-0707	Handrail	707 mm	12
	GFP002-0742	Corner stand, 90 degrees	742 mm	12
	FG01	Plastic fasteners		144
	FG07	Connecting clamp, 90 degrees		24
	FG04	End cap for handrail, 90 degrees		12
	TS 4.2x16	Tapping screws 4.2x16 mm		456

Note:

The Elisabeth model also has cross supports to prevent the structure from being pushed apart by the earth. Two pieces each are fitted to the second and fifth row of wall panels. Please have a look at the sketch to see where these are positioned.




Parts list for the raised garden bed ELISABETH 269













Figure	PART. NO.	DESIGNATION	LENGTH	QTY.
	GFP01-0932	Hollow chamber wall panel	932 mm	48
	GFP01-0707	Hollow chamber wall panel	707 mm	24
	GFP004-0932	Handrail	932 mm	8
	GFP004-0707	Handrail	707 mm	4
	GFP002-0742	Corner stand, 90 degrees	742 mm	12
	FG01	Plastic fasteners		144
	FG07	Connecting clamp, 90 degrees		24
	FG04	End cap for handrail, 90 degrees		12
	TS 4.2x16	Tapping screws 4.2x16 mm		456

Note:

The Elisabeth model also has cross supports to prevent the structure from being pushed apart by the earth. Two pieces each are fitted to the second and fifth row of wall panels. Please have a look at the sketch to see where these are positioned.



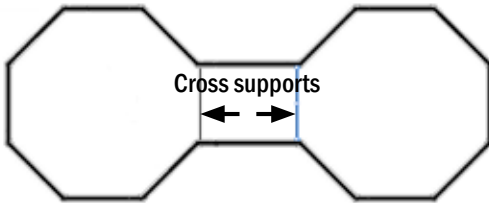
Parts list for the raised garden bed INES

Figure	PART. NO.	DESIGNATION	LENGTH	QTY.
	GFP01-0707	Hollow chamber wall panel	707 mm	72
	GFP01-0451	Hollow chamber wall panel	451 mm	24
	GFP004-0707	Handrail	707 mm	12
	GFP004-0451	Handrail	451 mm	4
	GFP002-0742	Corner stand, 90 degrees	742 mm	8
	GFP006-0742	Corner stand, 135 degrees	742 mm	8
	FG01	Plastic fasteners		144
	FG07	Connecting clamp, 90 degrees		16
	FG05	Connecting clamp, 135 degrees		16
	FG04	End cap for handrail, 90 degrees		8
	FG02	End cap for handrail, 135 degrees		8
	TS 4.2x16	Tapping screws 4.2x16 mm		608

Note:

The Elisabeth model also has cross supports to prevent the structure from being pushed apart by the earth. Two pieces each are fitted to the second and fifth row of wall panels. Please have a look at the sketch to see where these are positioned.





Parts list for the raised garden bed SABINE 331

Figure	PART. NO.	DESIGNATION	LENGTH	QTY.
	GFP01-0451	Hollow chamber wall panel	451 mm	84
	GFP01-0932	Hollow chamber wall panel	932 mm	12
	GFP004-0451	Handrail	451 mm	14
	GFP004-0932	Handrail	932 mm	2
	GFP006-0742	Corner stand, 135 degrees	742 mm	16
	FG01	Plastic fasteners		192
	FG05	Connecting clamp, 135 degrees		32
	FG02	End cap for handrail, 135 degrees		16
	TS 4.2x16	Tapping screws 4.2x16 mm		608

Note:

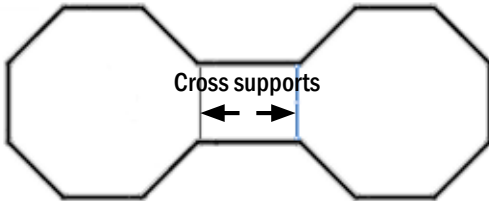
The SABINE model also has cross supports to prevent the structure from being pushed apart by the earth. Two pieces each are fitted to the second and fifth row of wall panels. Please have a look at the sketch to see where these are positioned.

Parts list for the raised garden bed SABINE 455

Figure	PART. NO.	DESIGNATION	LENGTH	QTY.
	GFP01-0707	Hollow chamber wall panel	707 mm	84
	GFP01-0932	Hollow chamber wall panel	932 mm	12
	GFP004-0707	Handrail	707 mm	14
	GFP004-0932	Handrail	932 mm	2
	GFP006-0742	Corner stand, 135 degrees	742 mm	16
	FG01	Plastic fasteners		192
	FG05	Connecting clamp, 135 degrees		32
	FG02	End cap for handrail, 135 degrees		16
	TS 4.2x16	Tapping screws 4.2x16 mm		608

Note:

The SABINE model also has cross supports to prevent the structure from being pushed apart by the earth. Two pieces each are fitted to the second and fifth row of wall panels. Please have a look at the sketch to see where these are positioned.

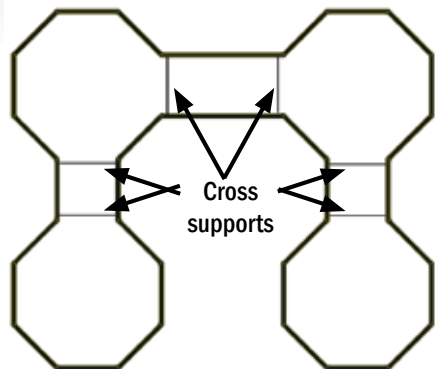


Parts list for the raised garden bed TINA

Figure	PART. NO.	DESIGNATION	LENGTH	QTY.
	GFP01-0451	Hollow chamber wall panel	451 mm	192
	GFP01-0932	Hollow chamber wall panel	932 mm	36
	GFP004-0451	Handrail	451 mm	26
	GFP004-0932	Handrail	932 mm	26
	GFP006-0742	Corner stand, 135 degrees	742 mm	32
	FG01	Plastic fasteners		384
	FG05	Connecting clamp, 135 degrees		64
	FG02	End cap for handrail, 135 degrees		32
	TS 4.2x16	Tapping screws 4.2x16 mm		1216

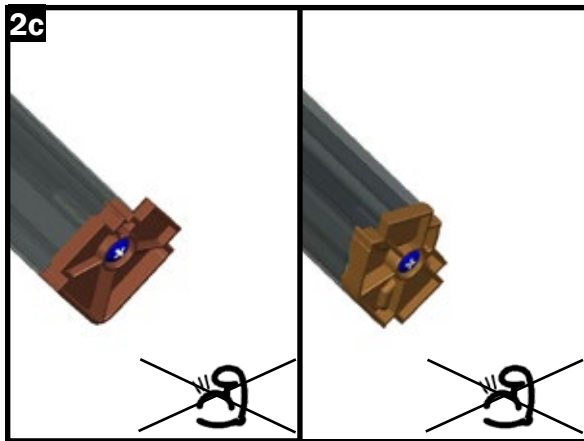
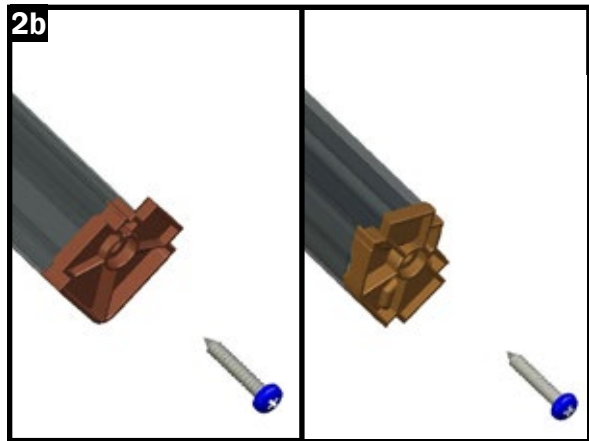



Note:

The TINA model also has cross supports to prevent the structure from being pushed apart by the earth. Two pieces each are fitted to the second and fifth row of wall panels. Please have a look at the sketch to see where these are positioned.

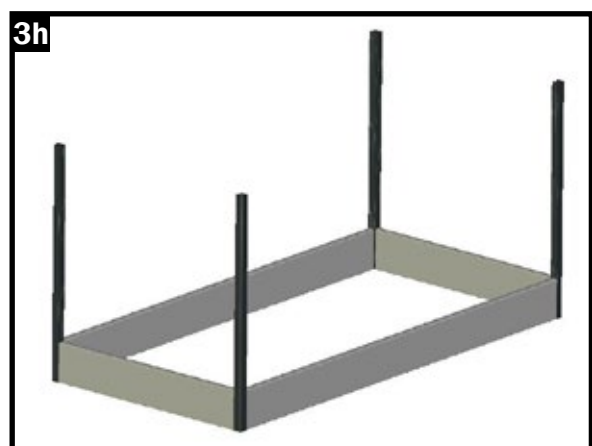
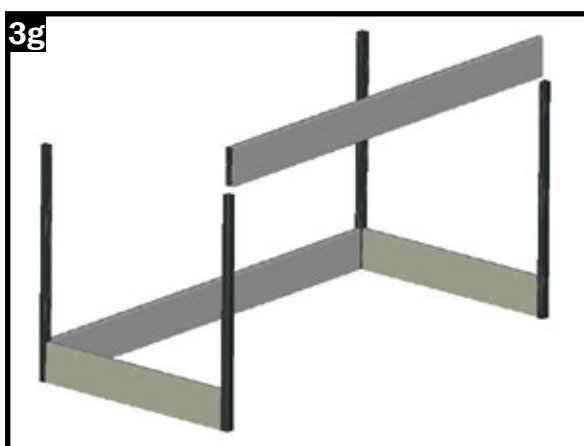
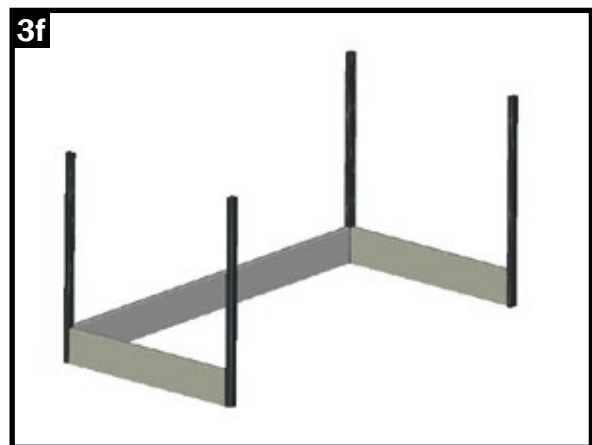
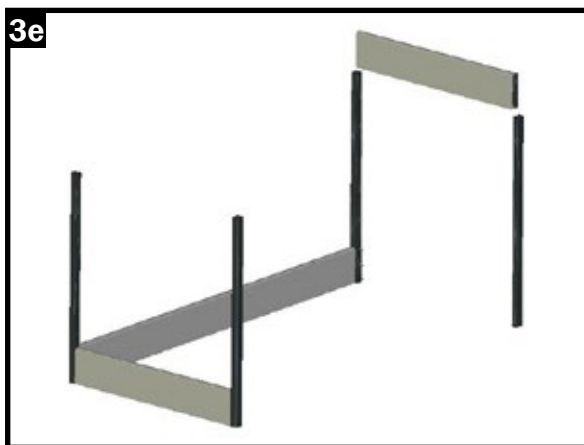
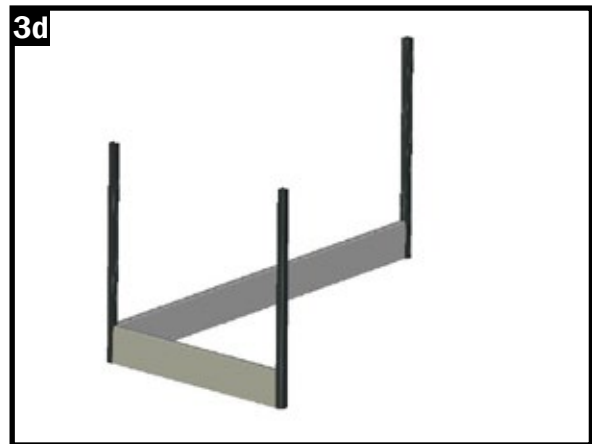




Step 1 - Attaching the plastic fasteners onto the wall panels

Step 2 - Attaching the connecting clamp to the bottom of the corner stands

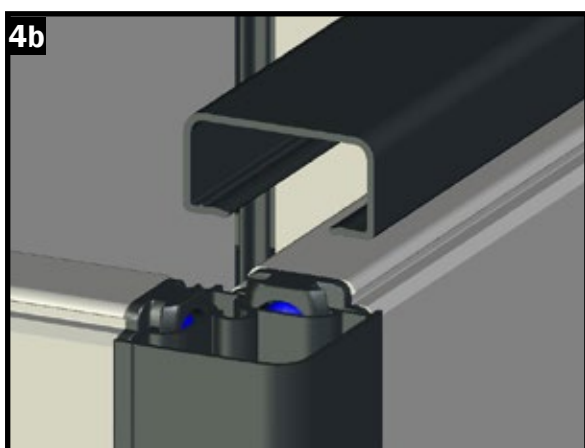
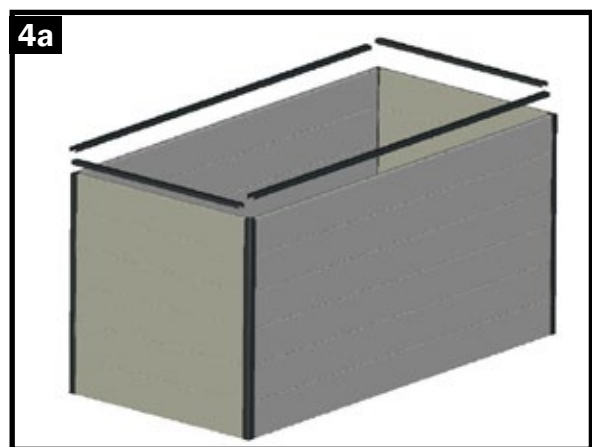
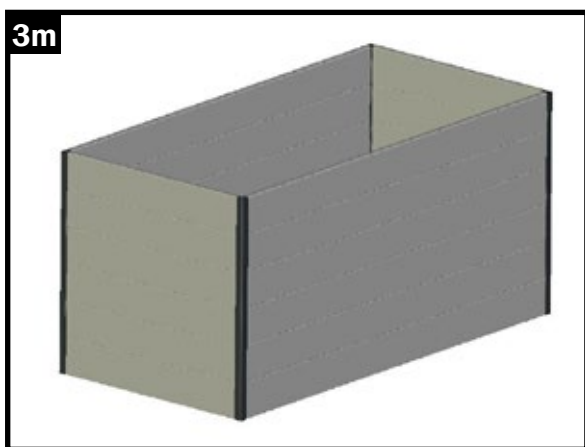
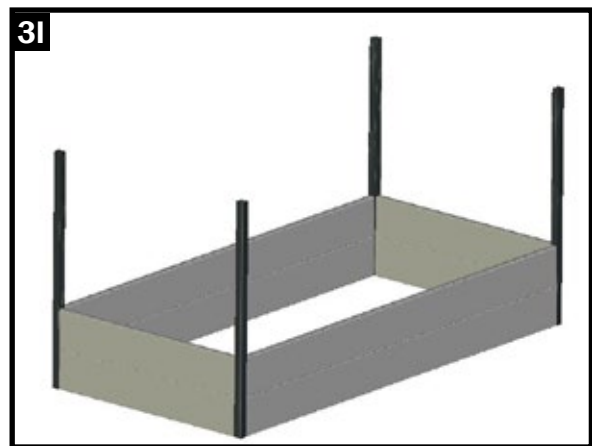
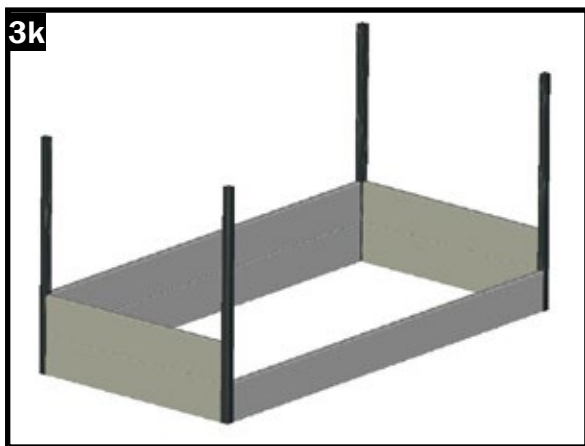
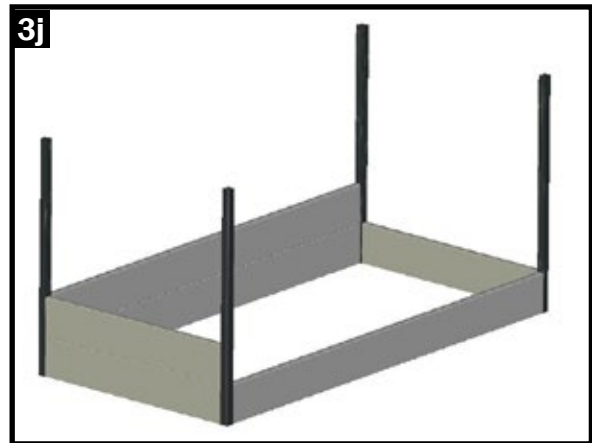
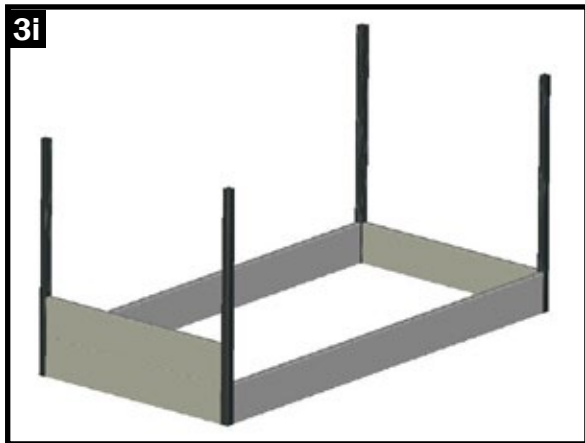


Step 3 - Inserting the wall panels into the corner stands




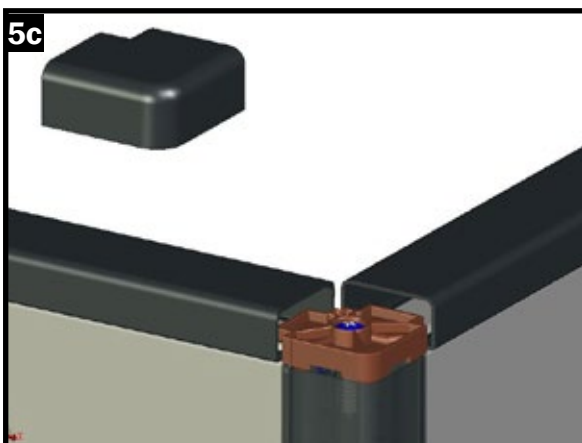
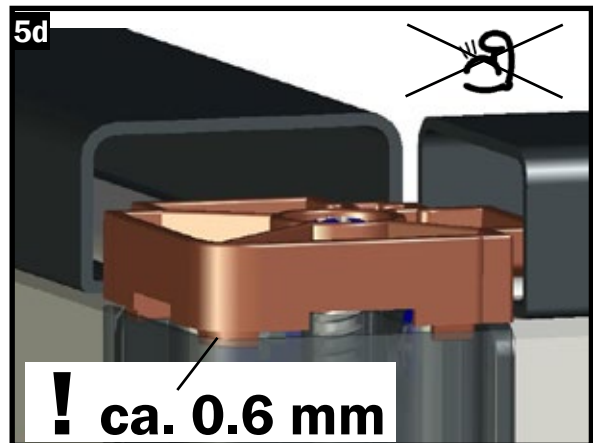
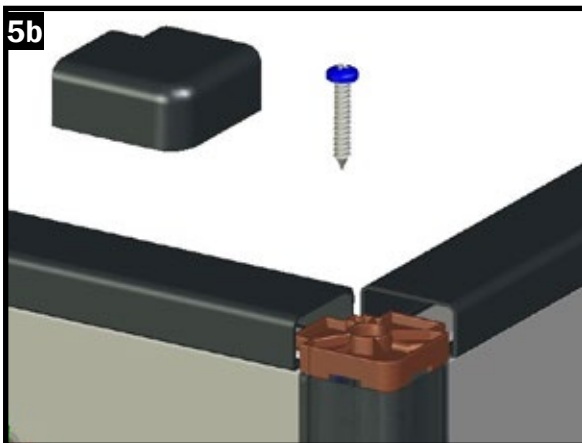
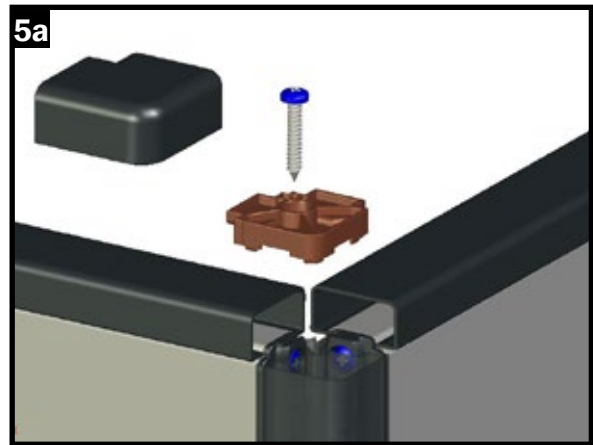
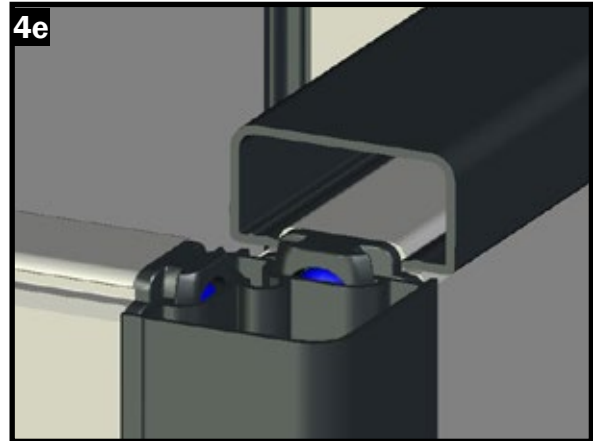
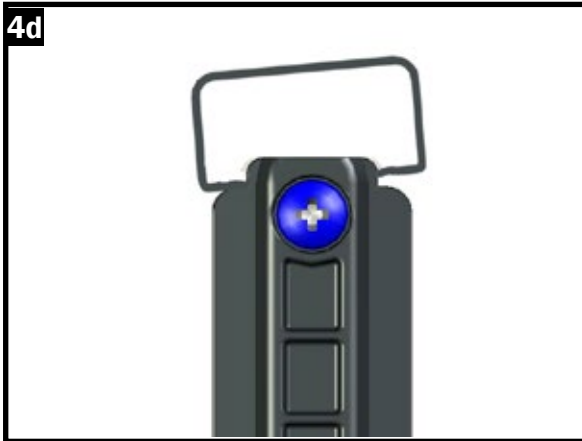
Step 3 - Inserting the wall panels into the corner stands

Step 4 - Snapping on the handrails

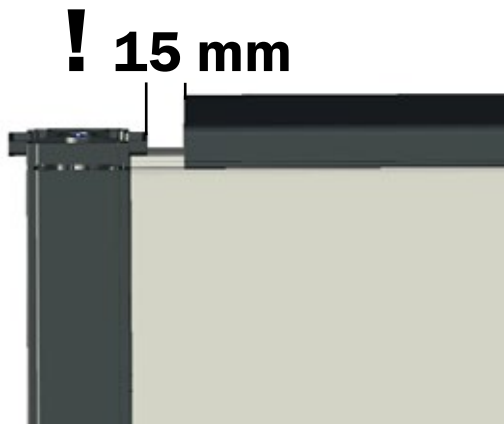


Step 4 - Snapping on the handrails

Step 5 - Screwing on the connecting clamp at the top, snapping on the end cap at the top

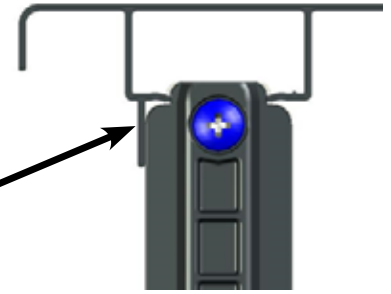


Assembling the screw protector (available as an accessory)



Inside!!

In addition, the screw protector should be secured to the left and right of this bracket using the self-drilling screws supplied. This should only be carried out after the plastic caps have been put on!



Assembling the ground anchor (available as an accessory)

Fitted on the inside!

Screw the supplied brackets at the corners with the supplied self-drilling screws.

The bracket should be placed so that it is flush with the underside of the raised garden bed.

After finally positioning and adjusting the raised garden bed, fix it to the ground with the respective ground pegs, so as to prevent the raised garden bed from slipping when being filled.

Attention:

The number of brackets delivered depends on the size or shape of the raised garden bed. Please distribute the soil in such a way that everything is as even as possible.



Disposal

Dispose of packaging



Dispose of the packaging by type. Separate cardboard and plastic packaging and use local recycling services to dispose of these.

Dispose of product

– Dispose of the product in accordance with the laws and regulations in force in your country.